


Alarm Board Option (HUG p/n 1118-01-AF)

Alarm board for the patent pending, HUG Hydronics system.

The Alarm board option provides a buzzer and dry contacts for remote alarming.

The buzzer will alarm when any pump fuse expires or low water is detected. If power is lost to the system the normally open dry contact will close to indicate an alarm for the system.



Key Features

- Alarm Buzzer with soft or loud buzzer setting
- Alarms when there is low water in the tank
- Alarms when any of the fuses blow
- Dry contact relay for remote alarming when power is lost to the system


SPECIFICATIONS

Overall Dimensions & Weight	2" long x 2" wide x 0.44" tall (50.7mmx50.7mm); <0.1lb
Power Input	12VDC
Relay Voltage	30VDC; 24VAC
Relay Contact Ratings	2A at 30 VDC
Relay type	1 Normally open and 1 normally closed
Buzzer settings	Soft or loud buzzer setting
Part number	1118-01-AF


Visit www.hughydronics.com to learn more.

ALARM BOARD INSTALLATION STEPS

1. Remove the (2) screws in the alarm board area of the control board and insert the (2) 15mm stand-offs provided.



2. Mount the alarm on the stand-offs re-using the 2 screws.



3. Adjust volume of the buzzer using the J3 jumper. Jumpering Pins 1 to 2 provides the loudest setting, Pins 2 to 3 the softest setting and Pins 3 to 4 are for off.
4. Connect wires to the J2 connector for remote alarm (optional). Pin 3 is open during an alarm, Pin 2 is the common and Pin 1 is closed during an alarm.